

FROM THE PRINCIPAL

Dear Parents and Community Members,

Woodland Elementary School is a caring community of learners where we focus on empowering students to be successful in this ever-changing world. We celebrate diversity, academics, and community in a safe and nurturing environment. Dreaming big and believing that all goals can be reached are at the core of our beliefs.

Woodland's staff of lifelong learners is dedicated to making sure that each and every child can perform to the best of their ability. To this end, we are implementing a school improvement plan that focuses on student growth through specific strategies that will help improve instruction and result in increased achievement on

both state and district assessments.

In looking at the data, we recognize the urgent need to strengthen our achievement in math and reading. We will be utilizing our professional development time to increase our understanding of effective strategies and use specific student data to help guide our instruction in the classroom. While our overall growth was minimal on our OAKS test scores this year, we are confident that the practices being put into place will increase our academic achievement over the coming years.

Thank you,

Principal | Michael Clutter

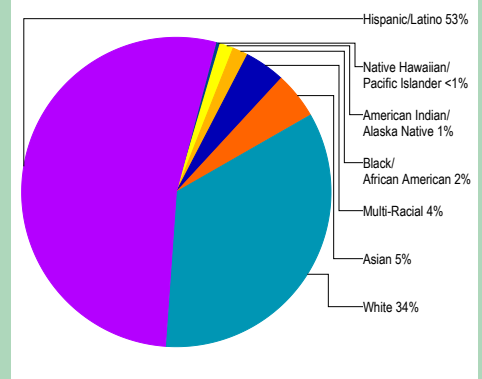
SCHOOL PROFILE

Enrollment 2013-14	494
K-3	351
4-5	143
Change from previous year	+5.6%
Students attending 90% or more of enrolled days	87.0%
.....	
Average elementary class size in 2012-13	24.6

Note: a "*" is displayed when the data must be suppressed to protect student confidentiality.

Select Demographics 2013-14	
English Learners	60%
<i>Students who have ever been eligible for or participated in a program to acquire academic English.</i>	
Economically disadvantaged	78%
Students with disabilities	14%
.....	
Number of different languages spoken:	17

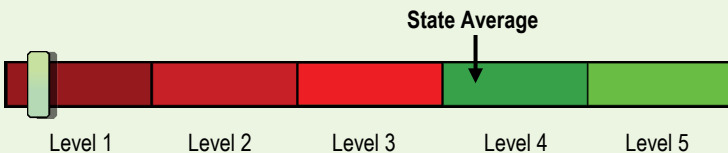
STUDENTS



OVERALL STATE RATING HOW ARE STUDENTS AT THIS SCHOOL PERFORMING COMPARED TO THOSE AT OTHER SCHOOLS?

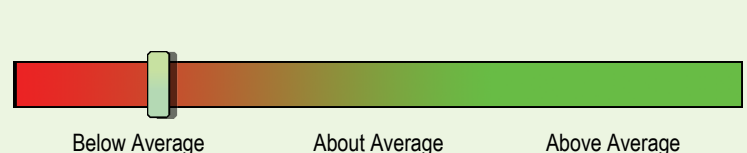
The overall state rating is intended to summarize this school's particular successes and challenges. It is based on a combination of up to five factors. Three of these factors come from standardized test scores in reading and math: student achievement, student growth, and the growth of underserved subgroups. Please be aware that this rating is based mainly on high-stakes testing and accordingly, represents a limited view of student performance. Other aspects of this report card are designed to put this rating in the proper context.

Compared to all schools statewide in 2013-14, this school is rated as Level 1.



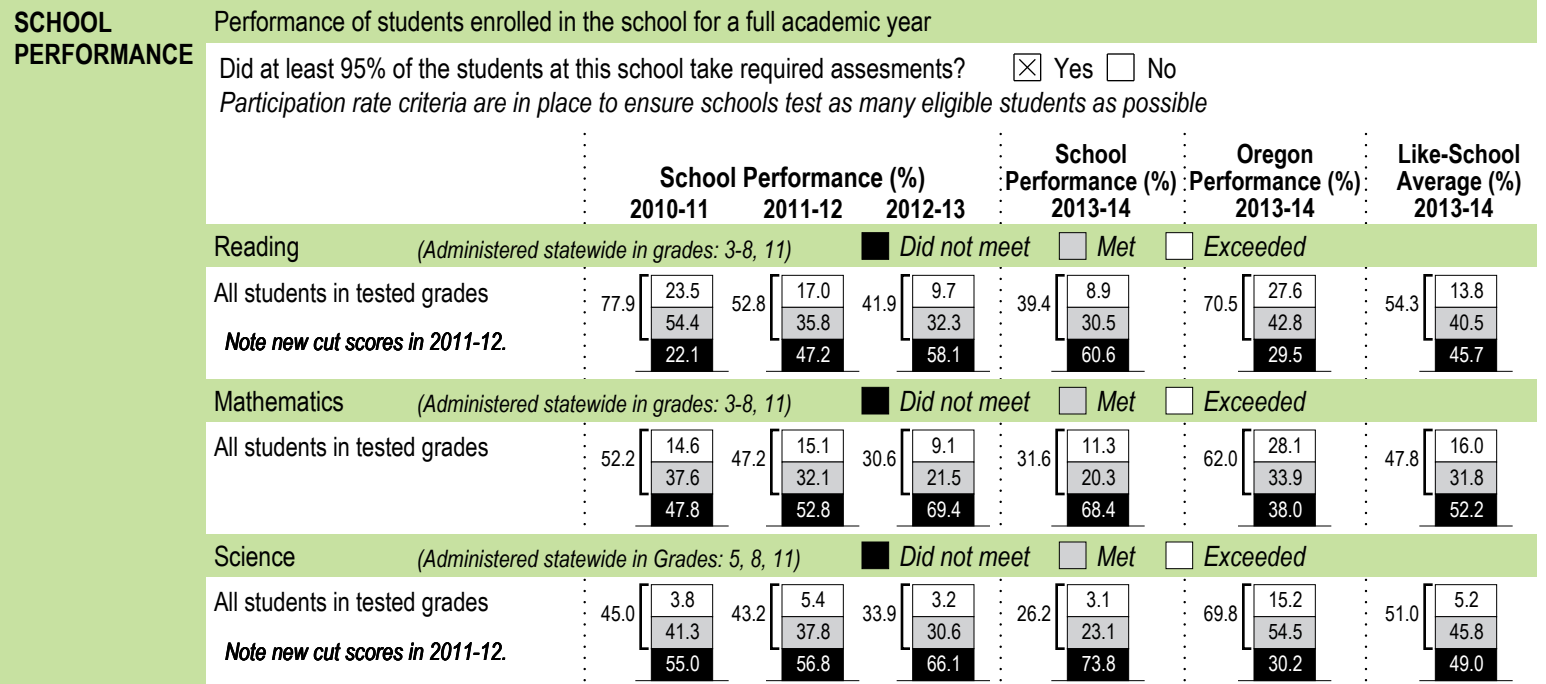
- Level 1** = Falls into the bottom 5% of schools
- Level 2** = Falls between 5% and 15% of schools
- Level 3** = Falls between 15% and 44% of schools
- Level 4** = Falls between 44% and 90% of schools
- Level 5** = Falls into the top 10% of schools

Compared to elementary schools with similar student demographics in 2013-14, this school's rating is below average.



- Below average** = Falls into the bottom third of comparison schools
- About average** = Falls into the middle third of comparison schools
- Above average** = Falls into the top third of comparison schools

PROGRESS ARE STUDENTS MAKING ADEQUATE GAINS OVER TIME?



Visit www.ode.state.or.us/go/data for additional assessment results.

Note: a "*" is displayed when data are unavailable or to protect student confidentiality.

OUTCOMES FOR KEY STUDENT GROUPS AT THIS SCHOOL COMPARED TO THE SAME GROUPS STATEWIDE

STUDENT GROUP OUTCOMES	School Performance (%)	Oregon Performance (%)	School Compared to OR Average	School Performance (%)	Oregon Performance (%)	School Compared to OR Average	School Performance (%)	Oregon Performance (%)	School Compared to OR Average		
	Economically Disadvantaged				American Indian/Alaska Native			Native Hawaiian/Pacific Islander			
Reading	33.1	59.1	-26.0	Reading	*	57.5	*	Reading	*	54.8	*
Mathematics	26.8	49.5	-22.7	Mathematics	*	48.4	*	Mathematics	*	48.9	*
Science	20.0	57.5	-37.5	Science	*	56.4	*	Science	*	49.6	*
English Learners				Asian			White				
Reading	29.1	45.0	-15.9	Reading	37.5	79.2	-41.7	Reading	57.5	77.7	-20.2
Mathematics	25.4	42.7	-17.3	Mathematics	37.5	78.5	-41.0	Mathematics	49.4	68.3	-18.9
Science	15.9	42.1	-26.2	Science	*	78.0	*	Science	63.6	78.2	-14.6
Students with Disabilities				Black/African American			Female				
Reading	<5	41.8	*	Reading	*	52.6	*	Reading	44.8	73.0	-28.2
Mathematics	10.3	33.2	-22.9	Mathematics	*	38.8	*	Mathematics	32.3	61.4	-29.1
Science	7.7	44.2	-36.5	Science	*	48.5	*	Science	29.6	67.9	-38.3
Migrant				Hispanic/Latino			Male				
Reading	*	41.3	*	Reading	26.5	50.9	-24.4	Reading	35.0	68.0	-33.0
Mathematics	*	40.9	*	Mathematics	19.5	44.6	-25.1	Mathematics	31.0	62.5	-31.5
Science	*	40.5	*	Science	8.3	47.0	-38.7	Science	23.7	71.6	-47.9
Talented and Gifted				Multi-Racial							
Reading	90.0	98.4	-8.4	Reading	50.0	75.6	-25.6	<p>Note: a "*" is displayed when data are unavailable or to protect student confidentiality.</p>			
Mathematics	90.0	98.2	-8.2	Mathematics	30.0	64.7	-34.7				
Science	*	98.2	*	Science	*	75.1	*				

CURRICULUM & LEARNING ENVIRONMENT WHAT IS THIS SCHOOL DOING TO IMPROVE STUDENT LEARNING AND TO PREPARE STUDENTS FOR THE FUTURE?

SCHOOL READINESS

Woodland has a very strong PBIS (Positive Behavior and Intervention Supports) program in place that helps create a positive, nurturing environment. We also have anti-bullying curriculum in place that is taught throughout the year.

ACADEMIC SUPPORT

Woodland is changing the way we instruct our ESL students. ESL teachers will be pushing into classrooms to work with small groups of ESL students on specific targets that align to what they're learning in the classroom. Woodland will offer math and language arts after school programs in the Fall, Winter, and Spring. This year the SMART (Start Making a Reader Today) reading program will provide students with one-on-one adult readers to give more individual attention and instruction in reading. Our new SUN program will be working hard this year to forge long-lasting community partnerships to help increase the success of our students.

ACADEMIC ENRICHMENT

Woodland is extremely excited to be partnering with the SUN (Schools Uniting Neighborhoods) program beginning this year. This program will help to increase our offering of academic and enrichment programs. In addition to offering after school math and language arts classes this year, we will be offering art and PE enrichment classes as well. Some of the specific programs we will offer will be: SMART (Start Making a Reader Today), Chess for Success, OSU Health Extension classes, and Columbia Slough Watershed Council Outreach. Our PTA will also be helping to fund academic-based field trips for all of our grade levels.

EXTRA-CURRICULAR ACTIVITIES/ AFTER SCHOOL PROGRAMS

The addition of the SUN program this year will help to facilitate a variety of enrichment classes in both athletics and the arts.