

FROM THE PRINCIPAL

Dear Parents and Community Members,

Sweetbriar is a level four school. Historically we do well in our overall scores, but we have noticed a need to better address the needs of underserved populations. We are currently participating in district wide professional development to address issues of equity and instructional techniques that will better prepare us to help all of our students achieve at the greatest levels possible.

As a school we are doing a great deal of work on increasing math expertise among our teachers, in order to better prepare our students to be stellar mathematicians.

Creating a love of literacy amongst our students is an important goal for us. Our teachers are avid readers and value a life long

commitment to literacy, which is evidenced throughout the school, in our homework and through class reading goals.

We are proud of our commitment to a child centered educational experience, and firmly believe that students must be engaged in active learning in order to achieve their greatest potential. We provide a wide range of experiences and partner with parents and community members whenever possible to enhance the learning environment.

Thank you,

Principal | Marie Marianiello

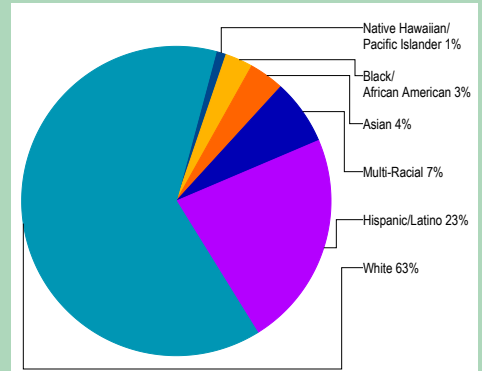
SCHOOL PROFILE

Enrollment 2013-14	381
K-3	246
4-5	135
Change from previous year	-1.0%
Students attending 90% or more of enrolled days	87.3%
.....	
Average elementary class size in 2012-13	25.7

Note: a ** is displayed when the data must be suppressed to protect student confidentiality.

Select Demographics 2013-14	
English Learners	18%
<i>Students who have ever been eligible for or participated in a program to acquire academic English.</i>	
Economically disadvantaged	53%
Students with disabilities	14%
.....	
Number of different languages spoken:	13

STUDENTS

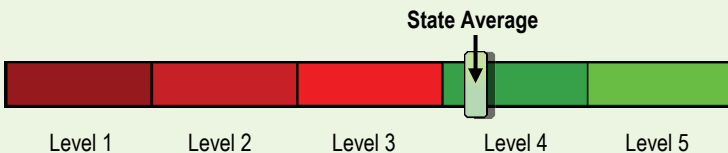


OVERALL STATE RATING

HOW ARE STUDENTS AT THIS SCHOOL PERFORMING COMPARED TO THOSE AT OTHER SCHOOLS?

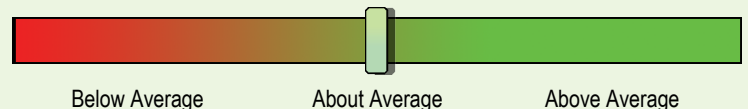
The overall state rating is intended to summarize this school's particular successes and challenges. It is based on a combination of up to five factors. Three of these factors come from standardized test scores in reading and math: student achievement, student growth, and the growth of underserved subgroups. Please be aware that this rating is based mainly on high-stakes testing and accordingly, represents a limited view of student performance. Other aspects of this report card are designed to put this rating in the proper context.

Compared to all schools statewide in 2013-14, this school is rated as Level 4.



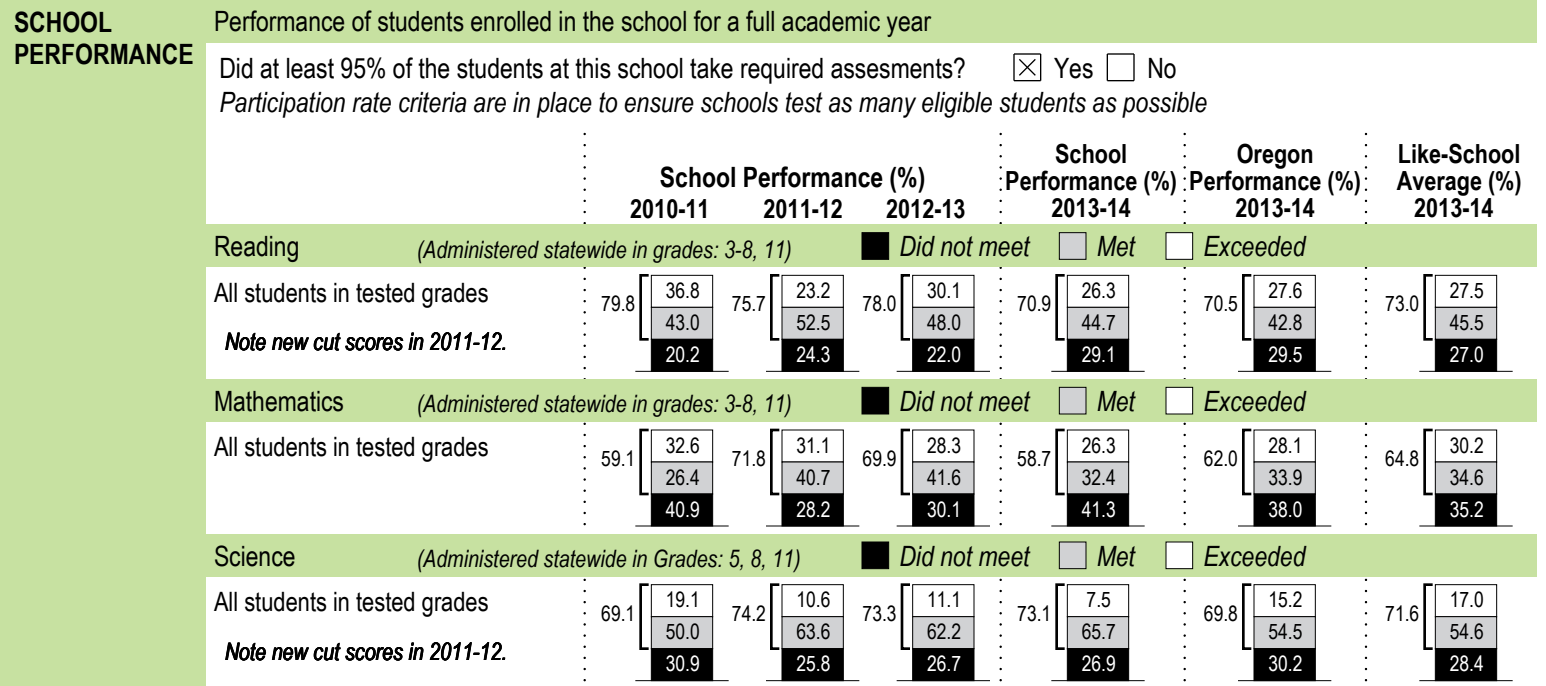
- Level 1** = Falls into the bottom 5% of schools
- Level 2** = Falls between 5% and 15% of schools
- Level 3** = Falls between 15% and 44% of schools
- Level 4** = Falls between 44% and 90% of schools
- Level 5** = Falls into the top 10% of schools

Compared to elementary schools with similar student demographics in 2013-14, this school's rating is about average.



- Below average** = Falls into the bottom third of comparison schools
- About average** = Falls into the middle third of comparison schools
- Above average** = Falls into the top third of comparison schools

PROGRESS ARE STUDENTS MAKING ADEQUATE GAINS OVER TIME?



Visit www.ode.state.or.us/go/data for additional assessment results.

Note: a "*" is displayed when data are unavailable or to protect student confidentiality.

OUTCOMES FOR KEY STUDENT GROUPS AT THIS SCHOOL COMPARED TO THE SAME GROUPS STATEWIDE

STUDENT GROUP OUTCOMES	School Performance (%)	Oregon Performance (%)	School Compared to OR Average	School Performance (%)	Oregon Performance (%)	School Compared to OR Average	School Performance (%)	Oregon Performance (%)	School Compared to OR Average		
	Economically Disadvantaged				American Indian/Alaska Native			Native Hawaiian/Pacific Islander			
Reading	59.6	59.1	+0.5	Reading	*	57.5	*	Reading	*	54.8	*
Mathematics	39.3	49.5	-10.2	Mathematics	*	48.4	*	Mathematics	*	48.9	*
Science	66.7	57.5	+9.2	Science	*	56.4	*	Science	*	49.6	*
English Learners				Asian			White				
Reading	37.0	45.0	-8.0	Reading	50.0	79.2	-29.2	Reading	78.0	77.7	+0.3
Mathematics	37.0	42.7	-5.7	Mathematics	62.5	78.5	-16.0	Mathematics	66.9	68.3	-1.4
Science	57.1	42.1	+15.0	Science	*	78.0	*	Science	76.1	78.2	-2.1
Students with Disabilities				Black/African American			Female				
Reading	28.6	41.8	-13.2	Reading	*	52.6	*	Reading	74.5	73.0	+1.5
Mathematics	35.7	33.2	+2.5	Mathematics	*	38.8	*	Mathematics	57.1	61.4	-4.3
Science	28.6	44.2	-15.6	Science	*	48.5	*	Science	80.0	67.9	+12.1
Migrant				Hispanic/Latino			Male				
Reading	*	41.3	*	Reading	50.0	50.9	-0.9	Reading	66.7	68.0	-1.3
Mathematics	*	40.9	*	Mathematics	29.4	44.6	-15.2	Mathematics	60.5	62.5	-2.0
Science	*	40.5	*	Science	66.7	47.0	+19.7	Science	65.6	71.6	-6.0
Talented and Gifted				Multi-Racial							
Reading	>95	98.4	*	Reading	69.2	75.6	-6.4	<div style="border: 1px solid black; padding: 5px;"> Note: a "*" is displayed when data are unavailable or to protect student confidentiality. </div>			
Mathematics	>95	98.2	*	Mathematics	61.5	64.7	-3.2				
Science	>95	98.2	*	Science	*	75.1	*				

CURRICULUM & LEARNING ENVIRONMENT WHAT IS THIS SCHOOL DOING TO IMPROVE STUDENT LEARNING AND TO PREPARE STUDENTS FOR THE FUTURE?

SCHOOL READINESS

Universal/daily breakfast program

ACADEMIC SUPPORT

Students not fully proficient in English receive additional support from a certified instructor
A special education teacher provides specifically designed instruction as well as consults with the general education teacher for students that qualify for learning disabilities
A certified reading teacher provides additional support for students performing below grade level
Teachers work with an instructional coach to improve their instructional practices
We partner with Mt. Hood Community College to use college students for additional tutoring services

ACADEMIC ENRICHMENT

Sweetbriar partners with Run for the Arts to provide art enrichment throughout the year. Individual learning plans are created for TAG students in addition to after school TAG classes.
Chess for Success and Lego Robotics are a few of the after school opportunities that are afforded to students.
4th and 5th grade students are able to participate in choir and/or musical enrichment during their lunch break if they choose.
LifeSkills students participate in Special Olympics.
Throughout the year there are school wide evening events run by the parent organization and/or teachers.

EXTRA-CURRICULAR ACTIVITIES/ AFTER SCHOOL PROGRAMS

PBIS Positive Behavior Intervention Program is implemented school wide.
Peer conflict mediation is taught and practiced on recesses.
Each grade level receives a 4-6 units focused on positive social skills and problem solving.
Multi-grade partnerships are created to encourage school

wide morale and capitalize on shared learning.
Breakfast is available to students that choose to participate.
Monthly schoolwide assemblies acknowledge individual classes and celebrate school wide goals.

Data and information in the Curriculum and Learning Environment section was provided by local schools and districts and was not verified by the Oregon Department of Education.