

FROM THE PRINCIPAL

Dear Parents and Community Members,

This mission of Salish Ponds Elementary School is to foster a collaborative community that champions rigorous academics and thoughtful citizenship to inspire each and every student toward a future of endless possibilities. As I come to Salish Ponds as the new principal, my goal is to make sure we are working towards our mission. It is my commitment to you that your student will receive a rigorous and relevant education that is focused on the common core state standards and the Oregon state standards. At the same time, we will prepare your student to be a contributing citizen to our community. I look forward to working with you and your student. If for any reason

you are not completely satisfied with your student's experience at Salish Ponds, please come and see me.

I appreciate the opportunity to educate your student at Salish Ponds.

Thank you,

Principal | Damian Reardon

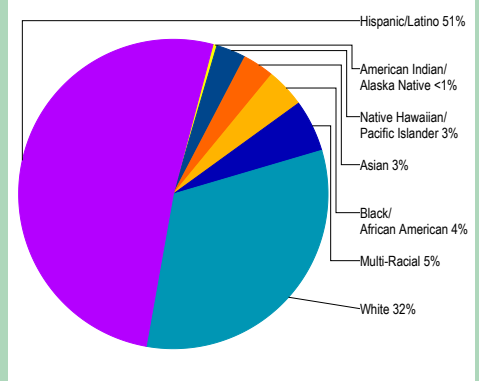
SCHOOL PROFILE

Enrollment 2013-14	516
K-3	352
4-5	164
Change from previous year	+4.2%
Students attending 90% or more of enrolled days	82.8%
.....	
Average elementary class size in 2012-13	26.4

Note: a "*" is displayed when the data must be suppressed to protect student confidentiality.

Select Demographics 2013-14	
English Learners	52%
<i>Students who have ever been eligible for or participated in a program to acquire academic English.</i>	
Economically disadvantaged	82%
Students with disabilities	17%
.....	
Number of different languages spoken:	16

STUDENTS

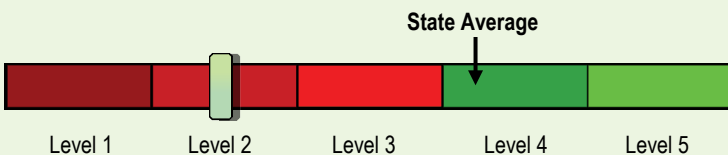


OVERALL STATE RATING

HOW ARE STUDENTS AT THIS SCHOOL PERFORMING COMPARED TO THOSE AT OTHER SCHOOLS?

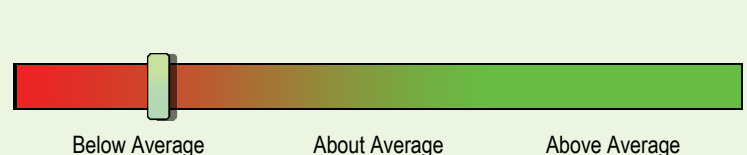
The overall state rating is intended to summarize this school's particular successes and challenges. It is based on a combination of up to five factors. Three of these factors come from standardized test scores in reading and math: student achievement, student growth, and the growth of underserved subgroups. Please be aware that this rating is based mainly on high-stakes testing and accordingly, represents a limited view of student performance. Other aspects of this report card are designed to put this rating in the proper context.

Compared to all schools statewide in 2013-14, this school is rated as Level 2.



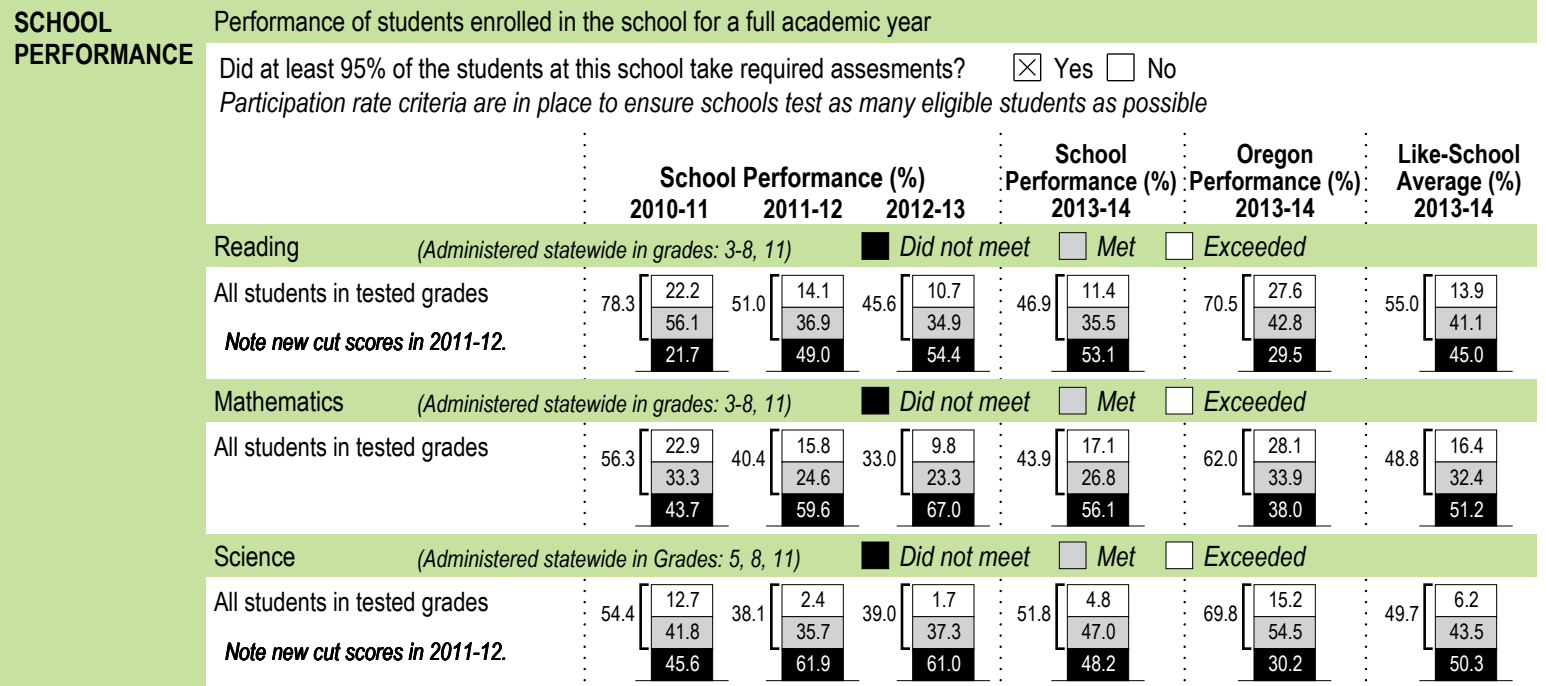
- Level 1** = Falls into the bottom 5% of schools
- Level 2** = Falls between 5% and 15% of schools
- Level 3** = Falls between 15% and 44% of schools
- Level 4** = Falls between 44% and 90% of schools
- Level 5** = Falls into the top 10% of schools

Compared to elementary schools with similar student demographics in 2013-14, this school's rating is below average.



- Below average** = Falls into the bottom third of comparison schools
- About average** = Falls into the middle third of comparison schools
- Above average** = Falls into the top third of comparison schools

PROGRESS ARE STUDENTS MAKING ADEQUATE GAINS OVER TIME?



Visit www.ode.state.or.us/go/data for additional assessment results.

Note: a "*" is displayed when data are unavailable or to protect student confidentiality.

OUTCOMES FOR KEY STUDENT GROUPS AT THIS SCHOOL COMPARED TO THE SAME GROUPS STATEWIDE

STUDENT GROUP OUTCOMES	School Performance (%)	Oregon Performance (%)	School Compared to OR Average	School Performance (%)	Oregon Performance (%)	School Compared to OR Average	School Performance (%)	Oregon Performance (%)	School Compared to OR Average		
	Economically Disadvantaged	43.0	59.1	-16.1	American Indian/Alaska Native			Native Hawaiian/Pacific Islander			
Reading	43.0	59.1	-16.1	Reading	*	57.5	*	Reading	33.3	54.8	-21.5
Mathematics	40.4	49.5	-9.1	Mathematics	*	48.4	*	Mathematics	33.3	48.9	-15.6
Science	51.4	57.5	-6.1	Science	*	56.4	*	Science	*	49.6	*
English Learners	Asian			White							
Reading	40.8	45.0	-4.2	Reading	54.5	79.2	-24.7	Reading	61.0	77.7	-16.7
Mathematics	34.4	42.7	-8.3	Mathematics	45.5	78.5	-33.0	Mathematics	62.3	68.3	-6.0
Science	37.3	42.1	-4.8	Science	*	78.0	*	Science	77.3	78.2	-0.9
Students with Disabilities	Black/African American			Female							
Reading	21.3	41.8	-20.5	Reading	30.8	52.6	-21.8	Reading	46.2	73.0	-26.8
Mathematics	19.1	33.2	-14.1	Mathematics	38.5	38.8	-0.3	Mathematics	40.9	61.4	-20.5
Science	36.8	44.2	-7.4	Science	66.7	48.5	+18.2	Science	38.7	67.9	-29.2
Migrant	Hispanic/Latino			Male							
Reading	*	41.3	*	Reading	38.7	50.9	-12.2	Reading	47.4	68.0	-20.6
Mathematics	*	40.9	*	Mathematics	30.6	44.6	-14.0	Mathematics	45.9	62.5	-16.6
Science	*	40.5	*	Science	37.5	47.0	-9.5	Science	59.6	71.6	-12.0
Talented and Gifted	Multi-Racial										
Reading	>95	98.4	*	Reading	55.6	75.6	-20.0	<div style="border: 1px solid black; padding: 5px;"> Note: a "*" is displayed when data are unavailable or to protect student confidentiality. </div>			
Mathematics	88.2	98.2	-10.0	Mathematics	66.7	64.7	+2.0				
Science	*	98.2	*	Science	*	75.1	*				

CURRICULUM & LEARNING ENVIRONMENT WHAT IS THIS SCHOOL DOING TO IMPROVE STUDENT LEARNING AND TO PREPARE STUDENTS FOR THE FUTURE?

SCHOOL READINESS

SUN Program will be providing clothing and food assistance for families
Fully implemented Positive Behavior Intervention Supports program to create a safe learning environment
Anti-bullying curriculum taught by all teachers in first four weeks of school
Second Steps curriculum taught by all teachers following the anti-bullying lessons
Free lunch and breakfast for all students

Daily snack of fruit or vegetables provided for all students
Kitchen expansion to increase meal offerings to students
Counseling services for emotional, academic and behavioral supports
Full-time mental health intern from Lewis and Clark College to support counselor

ACADEMIC SUPPORT

English Language Development staff push into classes every day
Title I program offers extra support around literacy every day
SUN program will provide out-of-school academic opportunities
Classroom intervention time built into the master schedule
Special Education classes provide supports to those students on IEPs

ACADEMIC ENRICHMENT

Schools Uniting Neighborhoods (SUN) after school programming is starting for the 2014-2015 school year.
Americorps Volunteer
Chess for Success
Battle of the Books
Talent and Gifted Education (TAG)
iPads and Apple TV in each classroom
Full-year PE/health offerings
Music offerings
Full class set of laptops for classroom use

EXTRA-CURRICULAR ACTIVITIES/ AFTER SCHOOL PROGRAMS

SUN program will provide a robust extracurricular program
Community family events sponsored by the Parents
Student Community Partnership organization
Music concerts for students

Parent Education program provided by Stand for Children
Grade-level family nights sponsored by each grade level

Data and information in the Curriculum and Learning Environment section was provided by local schools and districts and was not verified by the Oregon Department of Education.