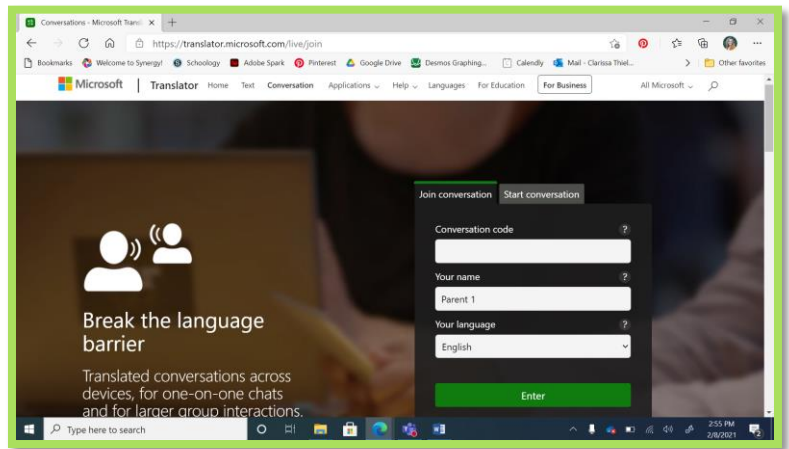


# Using Microsoft Translate as a Parent from a Computer

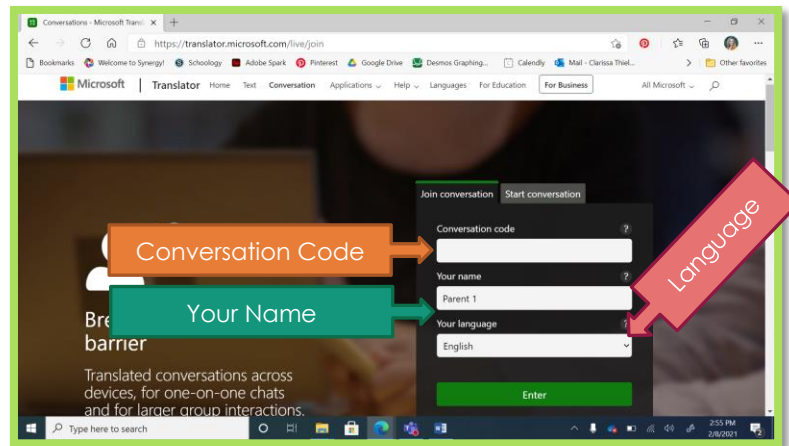
## STEP (WHAT TO DO)

## IMAGE (WHAT YOU'LL SEE)

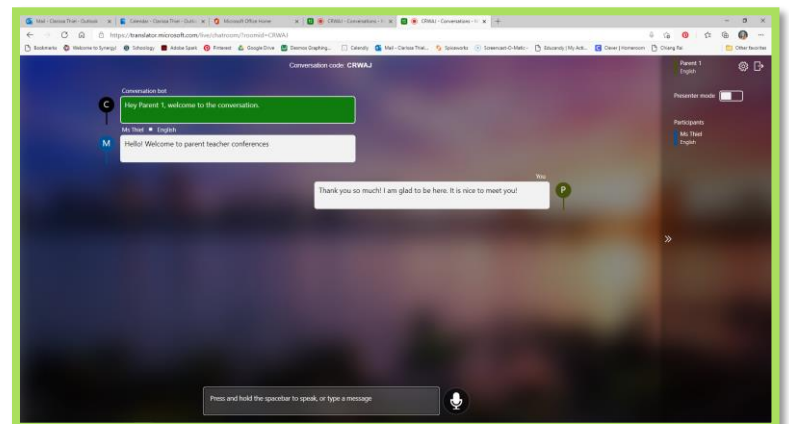
- 1) Go to <https://translator.microsoft.com/live/join>



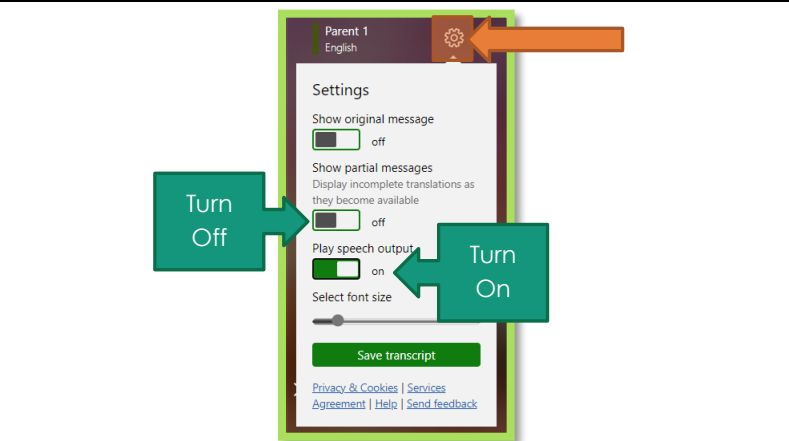
- 2) Enter the **Conversation Code** you receive from the teacher in the top bar
- Type in your name in the second bar
- Select your language in the third bar drop down
- Click the **green Enter button**



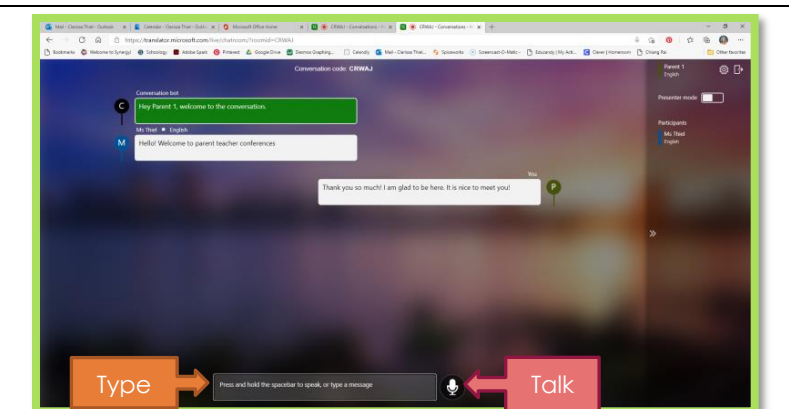
- 3) This is the main conversation page.
- Any incoming information will appear on the left.
- What you speak, or type will appear on the right.
- If the computer asks, **allow** your computer access your microphone.



- 4) To have the program read the translation aloud to you, click the **Wheel** next to your name.
- Turn off "Partial Messages"** so you will see complete sentences
- Turn on "Play Speech Output"** so the program will read the text aloud (check that your volume is up)


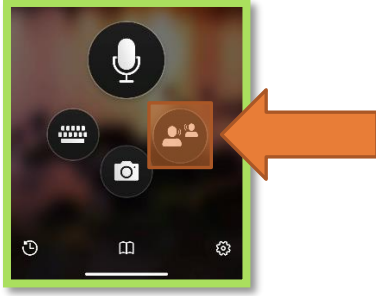
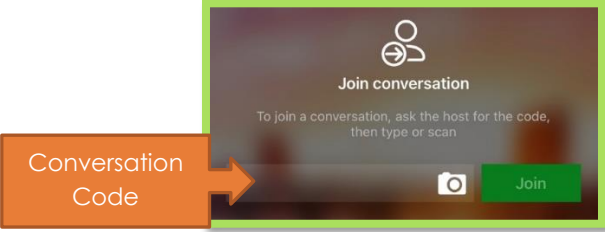
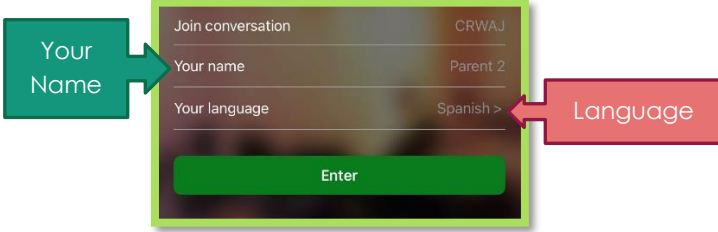

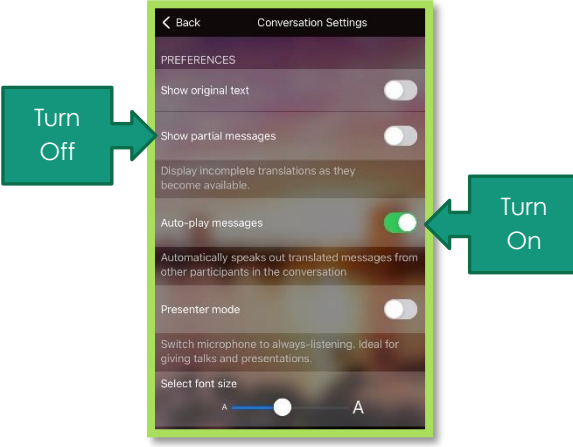



- 5) To talk to the teacher, or leader of the conversation:
- TYPE into the bar at the bottom of the screen
- OR
- Click and hold the microphone button and speak clearly into your computer's microphone.



- 6) Participate in the conversation! 😊

# Using Microsoft Translate as a Parent from a Phone

STEP (WHAT TO DO)	IMAGE (WHAT YOU'LL SEE)
<p>1) Download the <b>Microsoft Translator</b> App</p>	
<p>2) Click on the <b>Conversation</b> button</p>	
<p>3) Enter the <b>Conversation Code</b> you receive from the teacher in the top bar</p> <p>Click Join</p>	
<p>4) Type in your name in the second line.</p> <p>Select your language in the last line</p> <p>Click Enter</p>	
<p>5) This is the main conversation page.</p> <p>Any incoming information will appear on the left in green.</p> <p>What you speak, or type will appear on the right in grey.</p> <p>If the app asks, <b>allow</b> it to access your microphone.</p>	
<p>6) To have the program read the translation aloud to you, click the <b>Wheel</b> in the main conversation screen (above)</p> <p><b>Turn off "Show partial messages"</b> so you will see complete sentences</p> <p><b>Turn on "Auto-play messages"</b> so the program will read the text aloud (check that your volume is up)</p>	
<p>7) To talk to the teacher, or leader of the conversation:</p> <p>TYPE using the keyboard</p> <p>OR</p> <p>Press and hold the microphone button and speak clearly into your phone</p>	
<p>8) Participate in the conversation! 😊</p>	