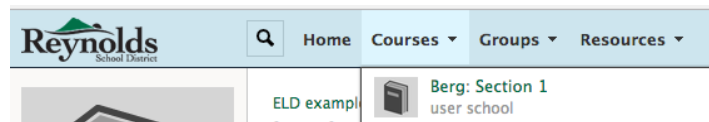


The Benchmark Advance and Adelante curriculum have a 1:1 print to digital format. Schoology will be used to house the Benchmark curriculum for teachers and students, eliminating the need for multiple log-ins. To link your Schoology account to your Benchmark account, follow these steps:

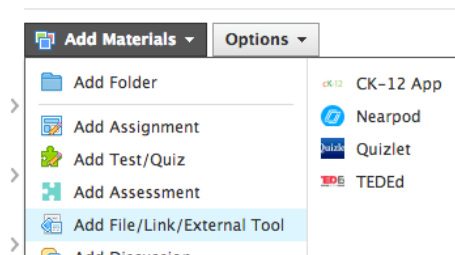
## Step 1:

Go to “Courses” and select your class



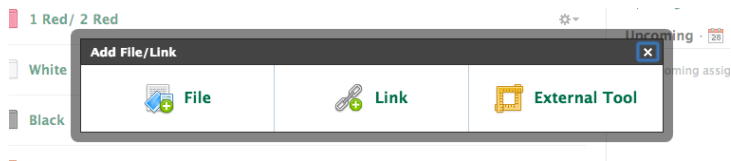
## Step 2:

Go to “Add Materials” and select “Add File/Link/External Tool”



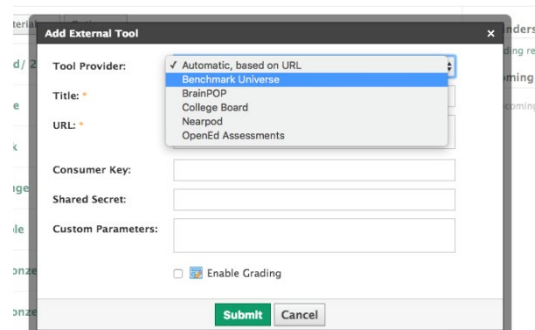
## Step 3:

Select “External Tool”



## Step 4:

Select “Benchmark Universe” from the drop-down menu



## Step 5:

Type “Benchmark” into “Title” and click “Submit”.

The Benchmark curriculum will be available for you and your students.

