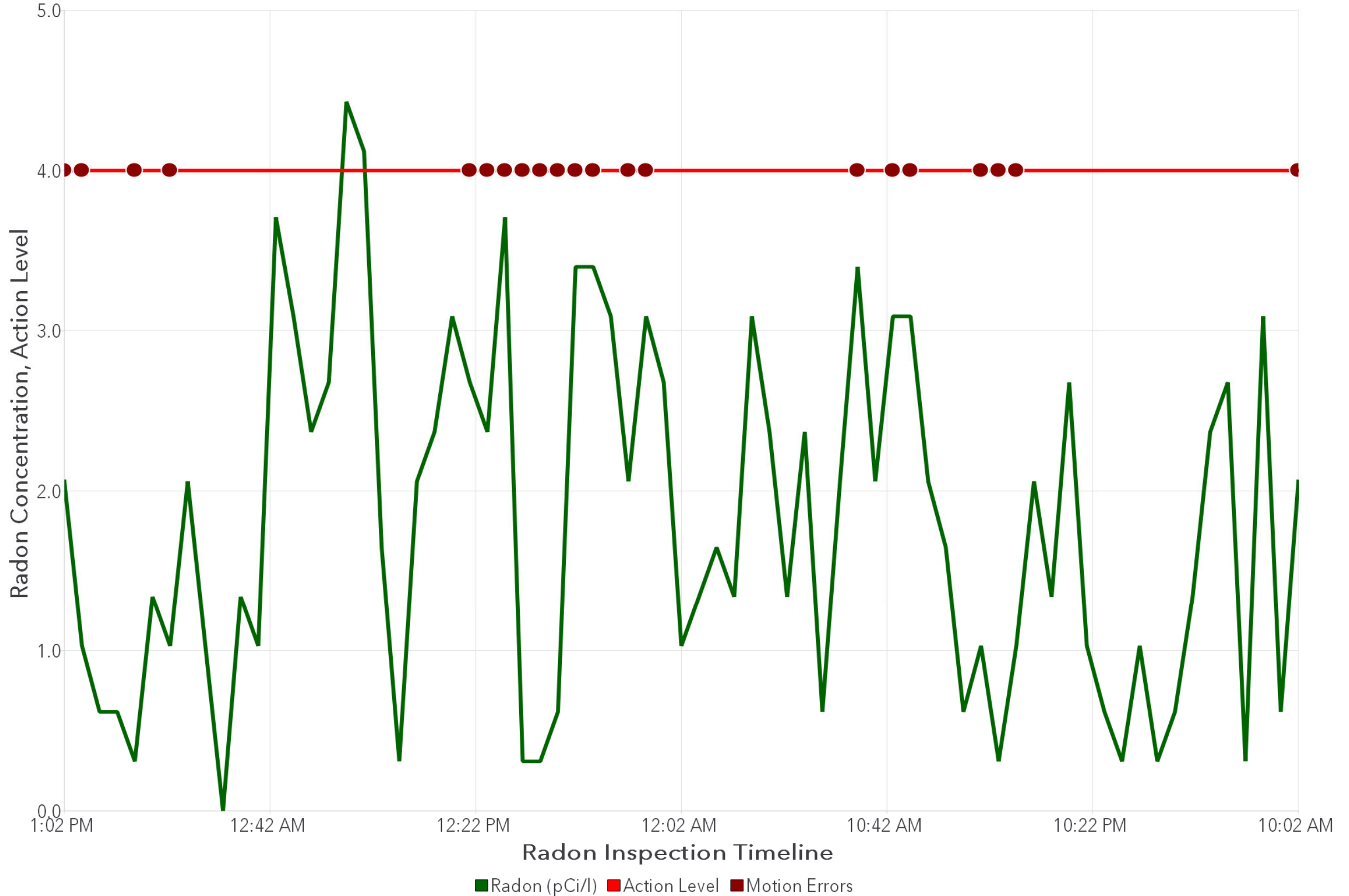


# Glenfair Elementary School - Gymnasium

Date/Time	Radon (pCi/l)
11/1/2019 13:02	2.1
11/1/2019 14:02	1
11/1/2019 15:02	0.6
11/1/2019 16:02	0.6
11/1/2019 17:02	0.3
11/1/2019 18:02	1.3
11/1/2019 19:02	1
11/1/2019 20:02	2.1
11/1/2019 21:02	1
11/1/2019 22:02	0
11/1/2019 23:02	1.3
11/2/2019 0:02	1
11/2/2019 1:02	3.7
11/2/2019 2:02	3.1
11/2/2019 3:02	2.4
11/2/2019 4:02	2.7
11/2/2019 5:02	4.4
11/2/2019 6:02	4.1
11/2/2019 7:02	1.6
11/2/2019 8:02	0.3
11/2/2019 9:02	2.1
11/2/2019 10:02	2.4
11/2/2019 11:02	3.1
11/2/2019 12:02	2.7
11/2/2019 13:02	2.4
11/2/2019 14:02	3.7
11/2/2019 15:02	0.3
11/2/2019 16:02	0.3
11/2/2019 17:02	0.6
11/2/2019 18:02	3.4
11/2/2019 19:02	3.4
11/2/2019 20:02	3.1
11/2/2019 21:02	2.1
11/2/2019 22:02	3.1
11/2/2019 23:02	2.7
11/3/2019 0:02	1
11/3/2019 1:02	1.6
11/3/2019 2:02	1.3
11/3/2019 3:02	3.1
11/3/2019 4:02	2.4
11/3/2019 5:02	1.3
11/3/2019 6:02	2.4
11/3/2019 7:02	0.6
11/3/2019 8:02	2.1

Average Radon Concentration (pCi/l): 1.8



# Glenfair Elementary School - Gymnasium

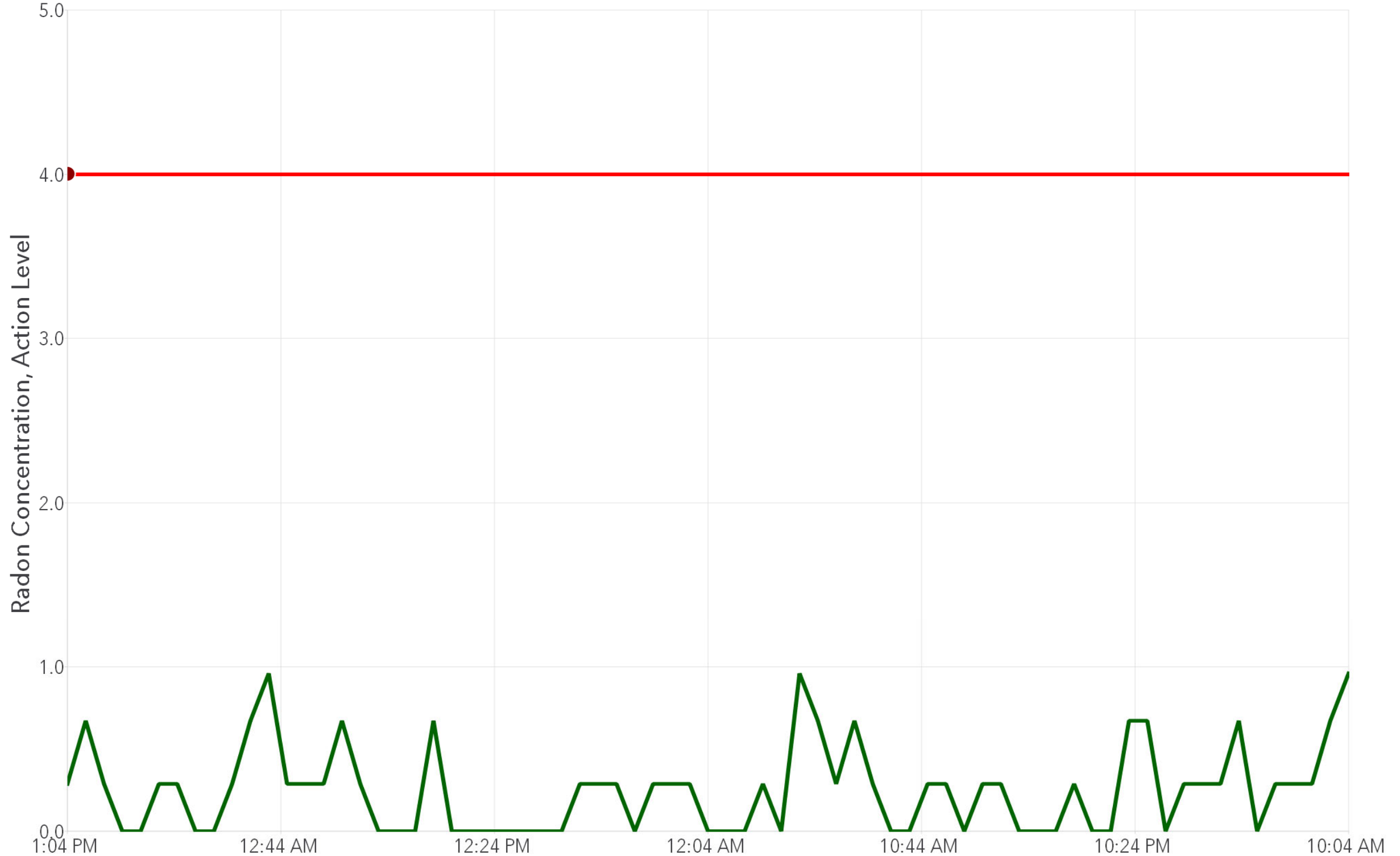
Date/Time	Radon (pCi/l)
11/3/2019 9:02	3.4
11/3/2019 10:02	2.1
11/3/2019 11:02	3.1
11/3/2019 12:02	3.1
11/3/2019 13:02	2.1
11/3/2019 14:02	1.6
11/3/2019 15:02	0.6
11/3/2019 16:02	1
11/3/2019 17:02	0.3
11/3/2019 18:02	1
11/3/2019 19:02	2.1
11/3/2019 20:02	1.3
11/3/2019 21:02	2.7
11/3/2019 22:02	1
11/3/2019 23:02	0.6
11/4/2019 0:02	0.3
11/4/2019 1:02	1
11/4/2019 2:02	0.3
11/4/2019 3:02	0.6
11/4/2019 4:02	1.3
11/4/2019 5:02	2.4
11/4/2019 6:02	2.7
11/4/2019 7:02	0.3
11/4/2019 8:02	3.1
11/4/2019 9:02	0.6
11/4/2019 10:02	2.1

<b>Average Radon Concentration (pCi/l):</b>	<b>1.8</b>
---	------------

# Glenfair Elementary School - Room 33

Average Radon Concentration (pCi/l): 0.3

Date/Time	Radon (pCi/l)
11/1/2019 13:04	0.3
11/1/2019 14:04	0.7
11/1/2019 15:04	0.3
11/1/2019 16:04	0
11/1/2019 17:04	0
11/1/2019 18:04	0.3
11/1/2019 19:04	0.3
11/1/2019 20:04	0
11/1/2019 21:04	0
11/1/2019 22:04	0.3
11/1/2019 23:04	0.7
11/2/2019 0:04	1
11/2/2019 1:04	0.3
11/2/2019 2:04	0.3
11/2/2019 3:04	0.3
11/2/2019 4:04	0.7
11/2/2019 5:04	0.3
11/2/2019 6:04	0
11/2/2019 7:04	0
11/2/2019 8:04	0
11/2/2019 9:04	0.7
11/2/2019 10:04	0
11/2/2019 11:04	0
11/2/2019 12:04	0
11/2/2019 13:04	0
11/2/2019 14:04	0
11/2/2019 15:04	0
11/2/2019 16:04	0
11/2/2019 17:04	0.3
11/2/2019 18:04	0.3
11/2/2019 19:04	0.3
11/2/2019 20:04	0
11/2/2019 21:04	0.3
11/2/2019 22:04	0.3
11/2/2019 23:04	0.3
11/3/2019 0:04	0
11/3/2019 1:04	0
11/3/2019 2:04	0.3
11/3/2019 3:04	0
11/3/2019 4:04	1
11/3/2019 5:04	0.7
11/3/2019 6:04	0.3
11/3/2019 7:04	0.7



## Glenfair Elementary School - Room 33

Date/Time	Radon (pCi/l)
11/3/2019 8:04	0.3
11/3/2019 9:04	0
11/3/2019 10:04	0
11/3/2019 11:04	0.3
11/3/2019 12:04	0.3
11/3/2019 13:04	0
11/3/2019 14:04	0.3
11/3/2019 15:04	0.3
11/3/2019 16:04	0
11/3/2019 17:04	0
11/3/2019 18:04	0
11/3/2019 19:04	0.3
11/3/2019 20:04	0
11/3/2019 21:04	0
11/3/2019 22:04	0.7
11/3/2019 23:04	0.7
11/4/2019 0:04	0
11/4/2019 1:04	0.3
11/4/2019 2:04	0.3
11/4/2019 3:04	0.3
11/4/2019 4:04	0.7
11/4/2019 5:04	0
11/4/2019 6:04	0.3
11/4/2019 7:04	0.3
11/4/2019 8:04	0.3
11/4/2019 9:04	0.7

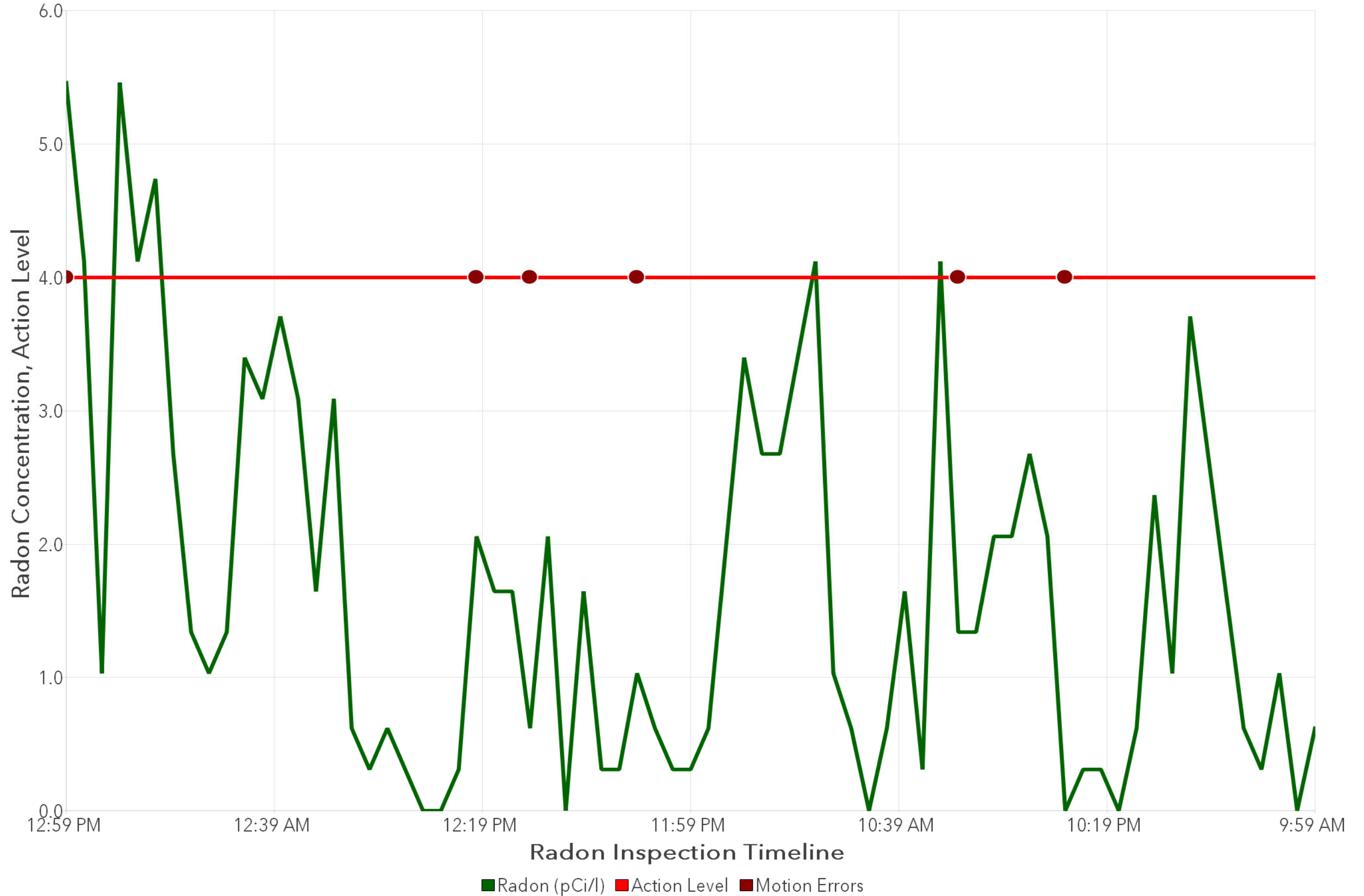
Average Radon Concentration (pCi/l):	0.3
--------------------------------------	-----

# Glenfair Elementary School - Speech Room

Date/Time Radon (pCi/l)

Date/Time	Radon (pCi/l)
11/1/2019 12:59	5.5
11/1/2019 13:59	4.1
11/1/2019 14:59	1
11/1/2019 15:59	5.5
11/1/2019 16:59	4.1
11/1/2019 17:59	4.7
11/1/2019 18:59	2.7
11/1/2019 19:59	1.3
11/1/2019 20:59	1
11/1/2019 21:59	1.3
11/1/2019 22:59	3.4
11/1/2019 23:59	3.1
11/2/2019 0:59	3.7
11/2/2019 1:59	3.1
11/2/2019 2:59	1.6
11/2/2019 3:59	3.1
11/2/2019 4:59	0.6
11/2/2019 5:59	0.3
11/2/2019 6:59	0.6
11/2/2019 7:59	0.3
11/2/2019 8:59	0
11/2/2019 9:59	0
11/2/2019 10:59	0.3
11/2/2019 11:59	2.1
11/2/2019 12:59	1.6
11/2/2019 13:59	1.6
11/2/2019 14:59	0.6
11/2/2019 15:59	2.1
11/2/2019 16:59	0
11/2/2019 17:59	1.6
11/2/2019 18:59	0.3
11/2/2019 19:59	0.3
11/2/2019 20:59	1
11/2/2019 21:59	0.6
11/2/2019 22:59	0.3
11/2/2019 23:59	0.3
11/3/2019 0:59	0.6
11/3/2019 1:59	3.4
11/3/2019 2:59	2.7
11/3/2019 3:59	2.7
11/3/2019 4:59	3.4
11/3/2019 5:59	4.1
11/3/2019 6:59	1

Average Radon Concentration (pCi/l): 1.6



## Glenfair Elementary School - Speech Room

Date/Time	Radon (pCi/l)
11/3/2019 7:59	0.6
11/3/2019 8:59	0
11/3/2019 9:59	0.6
11/3/2019 10:59	1.6
11/3/2019 11:59	0.3
11/3/2019 12:59	4.1
11/3/2019 13:59	1.3
11/3/2019 14:59	1.3
11/3/2019 15:59	2.1
11/3/2019 16:59	2.1
11/3/2019 17:59	2.7
11/3/2019 18:59	2.1
11/3/2019 19:59	0
11/3/2019 20:59	0.3
11/3/2019 21:59	0.3
11/3/2019 22:59	0
11/3/2019 23:59	0.6
11/4/2019 0:59	2.4
11/4/2019 1:59	1
11/4/2019 2:59	3.7
11/4/2019 3:59	2.7
11/4/2019 4:59	1.6
11/4/2019 5:59	0.6
11/4/2019 6:59	0.3
11/4/2019 7:59	1
11/4/2019 8:59	0

<b>Average Radon Concentration (pCi/l):</b>	<b>1.6</b>
---	------------