

FROM THE PRINCIPAL

Dear Parents and Community Members,

Davis Elementary is a culturally diverse school that embraces student growth and achievement through community partnerships, culturally responsive pedagogy, and highly dedicated staff and family members. At Davis, we are committed to each and every child and their families to promote equity in instruction and access to engaging learning opportunities.

Through a partnership with our families and community members, we closely work together to do whatever it takes to make sure every single student succeeds. Together, we create specific school priorities to address the explicit needs of students, staff, and community to ensure academic

achievement. In addition, we engage all stakeholders by listening and providing opportunities for social supports, after school activities, and community outreach.

We have shown increased student achievement and growth these past few years, and we are confident that the upcoming school year will bring excellent levels of achievement to our school.

Thank you,

Principal | Ashley Furlong

SCHOOL PROFILE

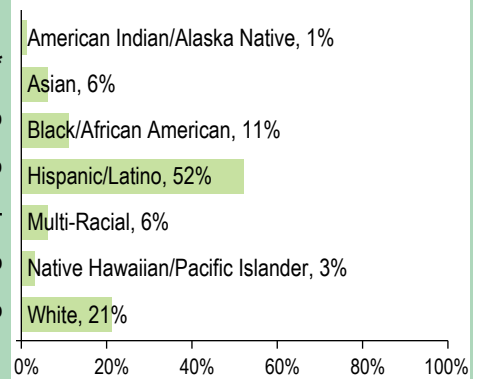
ENROLLMENT 2015-16	472
K-3	325
4-5	147
6-8	--

MEDIAN CLASS SIZE	School	Oregon
Self-Contained	25.0	25.0
Departmentalized	--	--

SELECTED DEMOGRAPHICS

Economically Disadvantaged	***
Students with Disabilities	18%
Ever English Learner	62%
Different Languages Spoken	24
Regular Attenders	77.0%
Mobile Students	18.0%

STUDENTS



IMMUNIZATION RATES

Percent of students with all required vaccines: 94 (Visit www.healthoregon.org/immdata for more information.)

Percent of students without all required vaccines: 6

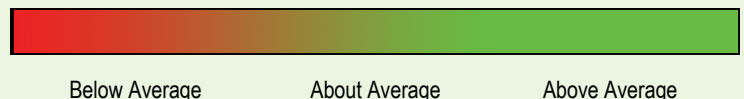
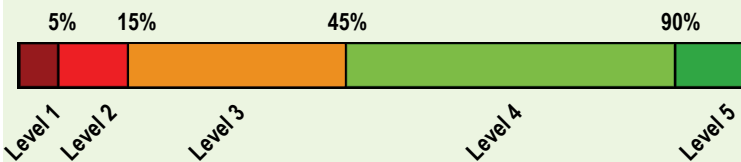
(This value includes students with medical exemptions, nonmedical exemptions, no immunization records, or up-to-date but incomplete immunization records.)

*, <5, and >95 are displayed when data are unavailable or to protect student confidentiality.

*** indicates that this school offered lunch at no charge to all students.

OVERALL SCHOOL RATING

Given the recent passage of the Every Student Succeeds Act (ESSA) and the expiration of Oregon's ESEA flexibility waiver on August 1, 2016, the State of Oregon will not assign ratings (i.e., overall and comparison school ratings) to schools for the 2015-16 school year.



PROGRESS ARE STUDENTS MAKING ADEQUATE GAINS OVER TIME?

SCHOOL PERFORMANCE

Performance of students enrolled in the school for a full academic year

Did at least 95% of the students at this school take required assessments? Yes No, Interpret Results with Caution
Participation rate criteria are in place to ensure schools test all eligible students.

The Smarter Balanced and alternate assessments have four performance levels where levels 3 and 4 are meeting the standard for school and district accountability.

See report cards from previous years to view historical OAKS performance data.

	School Performance (%)			School Performance (%)	Oregon Performance (%)	Like-School Average (%)
	2012-13	2013-14	2014-15	2015-16	2015-16	2015-16
English Language Arts (Administered statewide in grades: 3-8, 11)				Level 1	Level 2	Levels 3 & 4
All students in tested grades	2014-15 was the first operational year of the new English language arts assessment.			10.7 20.3 69.0	14.4 21.1 64.6	52.4 21.3 26.3 28.8 25.9 45.3
Mathematics (Administered statewide in grades: 3-8, 11)				Level 1	Level 2	Levels 3 & 4
All students in tested grades	2014-15 was the first operational year of the new mathematics assessment.			6.6 25.5 67.9	7.2 26.1 66.7	44.9 28.5 26.6 21.9 31.0 47.1
Science (OAKS) (Administered statewide in Grades: 5, 8, 11)				Did not meet	Met	Exceeded
All students in tested grades	33.9	35.8	15.0	20.8	66.5	37.8
	1.6 32.3 66.1	0.0 35.8 64.2	0.0 15.0 85.0	1.4 19.4 79.2	15.7 50.8 33.5	3.2 34.6 62.2

Visit www.ode.state.or.us/go/data for additional assessment results.

*, <5, and >95 are displayed when the data must be suppressed to protect student confidentiality.

OUTCOMES FOR KEY STUDENT GROUPS AT THIS SCHOOL COMPARED TO THE SAME GROUPS STATEWIDE

STUDENT GROUP OUTCOMES

	School Performance (%)	Oregon Performance (%)	Like-School Average (%)	School Performance (%)	Oregon Performance (%)	Like-School Average (%)	School Performance (%)	Oregon Performance (%)	Like-School Average (%)		
Economically Disadvantaged				American Indian/Alaska Native			Native Hawaiian/Pacific Islander				
Eng. Lang. Arts	14.4	40.7	28.8	Eng. Lang. Arts	*	35.5	25.7	Eng. Lang. Arts	<5	40.4	28.2
Mathematics	7.2	32.9	21.9	Mathematics	*	28.7	22.9	Mathematics	16.7	29.4	15.3
Science	20.8	56.1	37.8	Science	*	51.7	25.0	Science	*	46.5	32.4
English Learners				Asian				White			
Eng. Lang. Arts	9.0	29.1	23.1	Eng. Lang. Arts	7.1	69.9	37.5	Eng. Lang. Arts	34.1	59.2	43.5
Mathematics	<5	23.6	17.6	Mathematics	14.3	68.0	35.4	Mathematics	12.8	51.7	35.4
Science	15.6	38.7	28.7	Science	*	75.6	44.1	Science	42.9	75.4	62.6
Students with Disabilities				Black/African American				Female			
Eng. Lang. Arts	<5	25.0	13.5	Eng. Lang. Arts	<5	31.5	16.9	Eng. Lang. Arts	17.4	57.3	33.6
Mathematics	<5	22.1	10.7	Mathematics	<5	21.6	6.8	Mathematics	<5	43.8	20.5
Science	11.1	38.4	20.6	Science	<5	41.5	30.9	Science	22.2	64.6	34.5
Migrant				Hispanic/Latino				Male			
Eng. Lang. Arts	*	24.6	23.3	Eng. Lang. Arts	12.6	34.1	24.5	Eng. Lang. Arts	12.0	47.6	24.3
Mathematics	*	20.4	19.8	Mathematics	<5	26.5	18.2	Mathematics	9.6	46.0	23.2
Science	*	36.1	28.9	Science	18.6	44.9	31.1	Science	19.4	68.3	41.2
Talented and Gifted				Multi-Racial							
Eng. Lang. Arts	*	95.4	81.1	Eng. Lang. Arts	<5	57.1	32.3				
Mathematics	*	95.1	75.9	Mathematics	20.0	48.3	24.0				
Science	*	97.7	81.1	Science	*	70.0	42.5				

*, <5, and >95 are displayed when the data must be suppressed to protect student confidentiality.

CURRICULUM & LEARNING ENVIRONMENT WHAT IS THIS SCHOOL DOING TO IMPROVE STUDENT LEARNING AND TO PREPARE STUDENTS FOR THE FUTURE?

SCHOOL READINESS

Kindergarten Counts
Early Kindergarten Transition Initiative
Full-Day Kindergarten
Head Start Partnership
Home Visits

ACADEMIC SUPPORT

SUN After School/Summer Program
Reading Results Tutoring Program
English Language Development
Sheltered Instruction Implementation
Professional Learning Communities
Math/Reading Interventions
Leveled Multicultural Books
Culturally Responsive Practices

ACADEMIC ENRICHMENT

SUN After School Program and Summer School
Leveled Student Book Library
Thematic Integrated Instruction
ipads in Every Classroom
Arts Internships and Assemblies
Positive Behavior Support Program
Schoolwide Tech: Accelerated Reader/IXL/Reading Eggs
PE/Music/Counseling/Library/Computer Lab Classes
Student Leadership Team
Talented and Gifted Program and Supports
Growing Gardens Community Partnership

EXTRA-CURRICULAR ACTIVITIES/ AFTER SCHOOL PROGRAMS

Soccer Team/Community Cup
Community Garden
Family Movie nights
Literacy/Math Nights

Book Mobile
Parent Group
Carnival
Fun Run
Books and Breakfast

Data and information in the Curriculum and Learning Environment section were provided by local schools and districts, and were not verified by the Oregon Department of Education.

FEDERAL TITLE I DESIGNATION

Tier 1 Tier 2 Tier 3

Tier 3 Schools are formerly identified Priority, Priority S.I.G., Focus, or Other Title I Schools based on Oregon's rating formula and ESEA Flexibility Waiver. **These schools have not made adequate improvement since identification and are currently receiving intensive interventions and monitoring from ODE.**

For more information, please visit <http://www.ode.state.or.us/search/page/?id=3742>